



## ADOBE PHOTOSHOP ADVANCED

HRD Corp Claimable Courses

**Duration: 2 days**

**Time: 9.00am to 5.00pm**

### INTRODUCTION

In today's visually driven world, advanced image editing skills are critical for professionals who want to produce polished, high-impact visual content. From advertising agencies and creative studios to digital marketing teams and media production, Adobe Photoshop remains the leading tool for professional image manipulation, design, and visual storytelling.

Adobe Photoshop stands as the industry benchmark for advanced photo editing and creative design. While many users are comfortable with its basic features, mastering its advanced capabilities opens the door to limitless creative possibilities.

Unlock your creative potential with our in-depth Adobe Photoshop Advanced training, designed to take you beyond the basics and into professional-level editing and design. In this course, you will learn how to use Photoshop tools creatively and explore powerful techniques such as photo compositing, product mock-up creation, portrait retouching, depth of field simulation, automation with actions, and even video editing inside Photoshop.

Through practical exercises and real-world projects—including seamless photo composites, professional mock-ups, creative retouching, and short animations—participants will gain the confidence to deliver production-ready visuals that stand out in both digital and print media.

By the end of this 2-day programme, participants will not only refine their Photoshop expertise but also acquire the advanced creative and technical skills required to execute complex design projects with efficiency, precision, and originality.

## **COURSE OBJECTIVES**

- Create seamless, professional composites using advanced layer masks, selection refinement, adjustment layers and color grading.
- Build photorealistic product and apparel mock-ups with perspective guides, Vanishing Point, Perspective Warp, Warp/Puppet Warp and Liquify.
- Retouch portraits to a commercial standard: even skin tone, subtle contouring, controlled texture/noise and enhanced facial details.
- Work non-destructively with Smart Objects/Smart Filters and filter masks to keep edits flexible and reusable.
- Develop and apply displacement maps for believable texture wrapping and 3D-style effects on surfaces.
- Simulate depth of field with grayscale depth maps and Lens Blur to direct viewer focus.
- Streamline production using Actions and Batch processing for repetitive edits, resizing and color adjustments.
- Animate stills, text and Smart Object layers on the Timeline to produce short motion graphics and video clips within Photoshop.

## **LEARNING OUTCOMES**

- Composite multiple photos into a cohesive image using masks, targeted adjustments and scene-wide color harmony.
- Produce client-ready mock-ups (e.g., packaging, products, t-shirts) that align to real perspectives and surfaces.
- Deliver polished portrait retouches that preserve natural texture while improving tone, detail and shape.
- Convert complex edits into non-destructive Smart Object/Smart Filter workflows for easy iteration.
- Create and apply displacement maps to wrap graphics realistically over fabric, metal, paper and more.
- Add convincing background/foreground blur via depth maps and Lens Blur to create depth and emphasis.
- Build Actions and run Batch processes to automate resizing, color corrections and repetitive tasks.
- Animate imagery and export loops or clips (GIF/MP4) by keyframing layer properties and Smart Objects on the Timeline.

## **WHO SHOULD ATTEND THIS COURSE?**

The course is ideal for experienced Photoshop users such as photo editors, graphic designers, video creators, motion graphics artists, art directors, instructors, lecturers, and anyone who requires advanced command of Adobe Photoshop.

## METHODOLOGY






- Instructor-led demonstrations of advanced Photoshop tools and techniques.
- Guided hands-on exercises to practice photo compositing, mock-ups, retouching, and animation.
- Real-world projects such as product mock-ups, creative composites, and animated visuals.
- Group discussions and peer sharing to encourage creative problem-solving and idea exchange.
- Practical review sessions and checklists to ensure participants gain confidence and independence in applying Photoshop's advanced features.

## PROGRAM OUTLINE





### Module 1: Compositing Photos Like a Pro

-  - Layer Mask
-  - Adjustment Layer
-  - Curves
-  - Sharpening Image
-  - Matching Color
-  - Color Grading




### Module 2: Creating Mockups

-  - Perspective
-  - Vanishing Point
-  - Perspective Warp
-  - Warp & Puppet Warp
-  - Liquify


### Module 3: Retouching Portrait Photos

-  - Removing blemishes
-  - Contouring face shape
-  - Smoothing skin
-  - Adding natural noise/grain



### Module 4: Smart Objects & Smart Filters

-  - Working with Smart Objects
-  - Applying Smart Filters
-  - Using Smart Filter Masks

### Module 5: Displacement Maps

-  - Creating grayscale displacement maps
-  - Applying Displace Filter

### Module 6: Depth of Field Simulation

-  - Creating depth maps
-  - Applying Lens Blur

### Module 7: Automating Repeated Tasks

- Creating and managing Actions
- Batch Processing
- Resizing and color adjustments

### Module 8: Animating in Photoshop

- Timeline and keyframing
- Animating Smart Layers
- Importing video and audio
- Looping animations
- Abstract animations using Curves and Hue

## TRAINER'S PROFILE

### The Trainer: YAVINESH

Prior to becoming a trainer, he has worked as DTP artist, graphic designer and multimedia designer for more than 6 years. Plus with 13 years' experience in teaching working adults on Adobe Illustrator, Adobe Photoshop, Adobe Indesign, Adobe Premiere Pro, Adobe After Effects, Adobe Captivate, Adobe XD, Autodesk Autocad, Catia, Autodesk Revit and Autodesk Maya in the area of Graphic Designing, UI & UX, Course Authoring, Video Editing, Vfx, Motion Graphics, Mechanical Engineering, Architectural Drawing, BIM (Building Information Modeling) and 3D Animation Production.



He has trained more than 100 lecturers from various background, private and public IHL.

#### The trained lecturers are from:

USM, UTHM, UM, UniKL, UPM, Taylors, Monash University, KDU (Penang), Besut Polytechnic, PSMZA, Muadzam Shah Polytechnic, Tasik Gelugot Metro Polytechnic.

#### Portfolio Link

[https://www.dropbox.com/s/fvzvkuhe9jvufzj/Portfolio\\_Yavinesh\\_anim\\_viz\\_sml.pdf?dl=0](https://www.dropbox.com/s/fvzvkuhe9jvufzj/Portfolio_Yavinesh_anim_viz_sml.pdf?dl=0)

---

#### Here are some of his recent testimonials:

*"Thanks to Mr Yavinesh for teaching these 3 days. He's very experienced and dedicated in teaching. I really enjoyed his class and learned a lot. Thanks!"*

*Ms Cheng Jia Li, Assistant Manager - Human Resource, Nippon Paint (M) Sdn Bhd*

*"Attend Autocad training with Mr Yavinesh. Really enjoy the course and the delivering method is really easy to understand. The trainer can answer all the questions ask by the participants."*

*Mohd Saiful, Lecturer of Electrical & Electronics Engineering, MJHEP.*

*“Really have a good session with Mr Yavi. His teaching style also interesting and interactive. Even it was a short session, but we really enjoyed and got a good knowledge.”*

*Azriro Aziz, Felcra Training & Consultancy*

---

#### His Credentials

- Autodesk Autocad Certified Professional
- Autodesk Maya Certified Professional
- HRDF TTT
- Vocational Training Officer
- JPK NOSS Panel for 3D Lighting and Rendering

## PARTICIPATION REGISTRATION & FEE

To register and to obtain the latest participation fees either for Public Training or In-House Training Series, please email to marketing department at [mytrain2@mytrainingmalaysia.com](mailto:mytrain2@mytrainingmalaysia.com)

Registration via online can be done thru our website at [www.eliteedge.com.my](http://www.eliteedge.com.my)

## ORGANISED BY

**ELITE EDGE TRAINING (202403112918 (LA0067857-X))**

**(HRD Corp Registered Training Provider)**

**LEVEL 23-1, Premier Suite, One Mont Kiara No 1,  
Jalan Kiara, Mont Kiara 50480 Kuala Lumpur Malaysia**

**Tel: +603 – 27856812**

**Marketing WhatsApp: + 6013 335 8805 & +6016 221 5364**



# elite edge